



**SGgaming.com**  
**USER GUIDE**

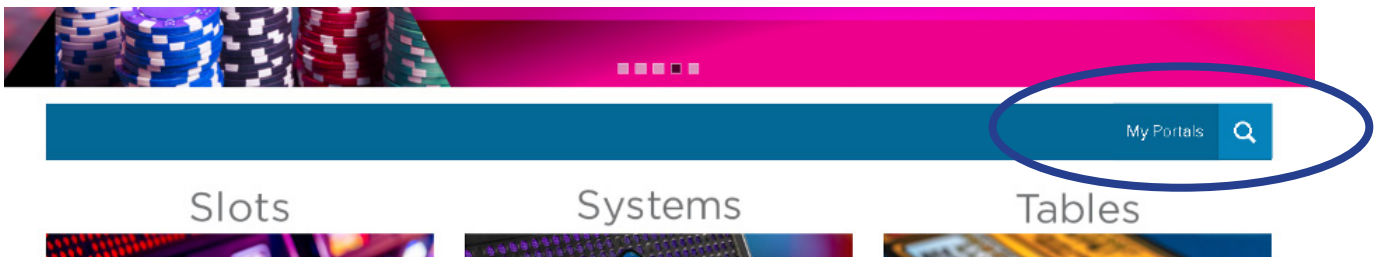
**Accessing Marketing Assets**



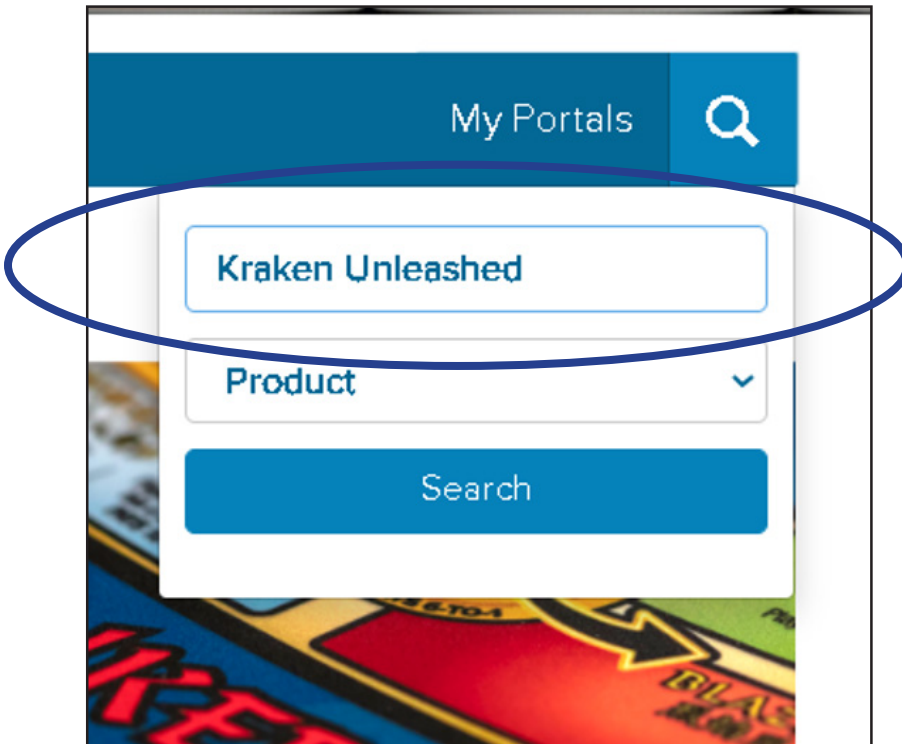
## Guide to accessing Marketing Assets on SGgaming.com

In order to access game marketing assets on SGgaming.com, you must first register for Customer Portal access. Please see the SGgaming.com Customer Portal Access User Guide

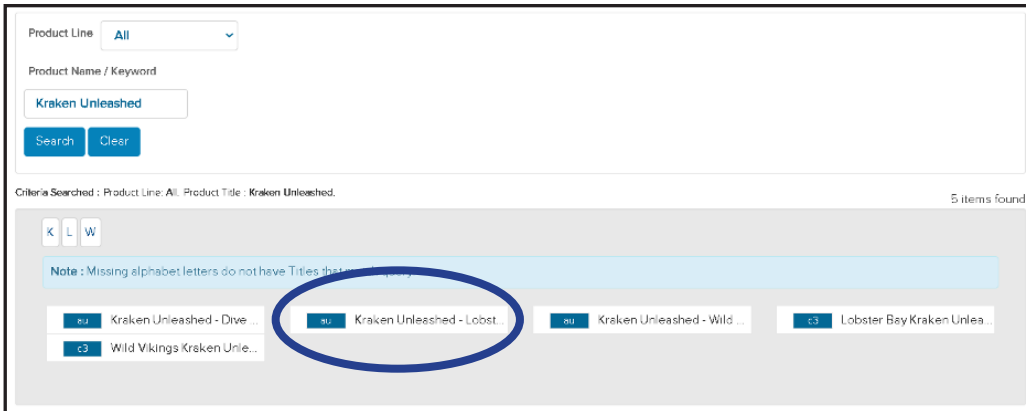
1. Visit [SGgaming.com](https://sggaming.com)
2. Search for the game you would like to access by clicking on the magnifying glass symbol in the lower half of the home page.




3. Type in the game name you are looking for.



- You will be taken to the Search Results page. Select the specific game you are looking for. Make sure to choose the game with the correct country or jurisdiction designation. (i.e., au - Australia, c3 - US Class 3)



- Once you are on the selected game's product page, click on **MARKETING ASSETS** in the right-hand menu.



6. If you are not yet logged in to the Customer Portal, the site will request that you log in at this time.

**NEW!**  
To sign in, you are required to use the **email address** you originally registered for access.

**Sign In**

Registered Email Address

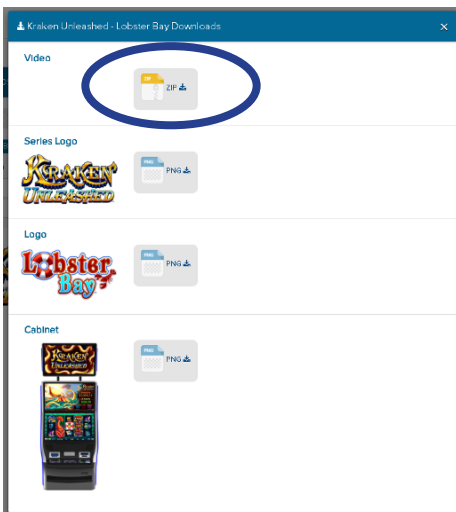
Password

Remember me

**Sign In**

**Request New Sign-in**  
**Password Reset**  
**Reset MFA**  
**Request Additional Access or Assistance with your login**

7. Once you are logged in, or if you are already logged in, when you click on **MARKETING ASSETS**, a pop-up window will appear with available assets. Click on the **FILE ICON** of the asset you would like to download. It will download automatically to the **DOWNLOADS** folder on your computer.



8. If you have questions or problems, or cannot find the asset you require, please contact [gaming.marketing@scientificgames.com](mailto:gaming.marketing@scientificgames.com)